


 GROSS INTERNAL AREA (GIA)  
The footprint of the property  
59.4 sq m / 639 sq ft

 TOTAL STORAGE SPACE  
Storage and wardrobe total area  
2.7 sq m / 29 sq ft

 EXTERNAL STRUCTURAL FEATURES  
Garden, Balcony, Terrace, Verandah etc.  
67.9 sq m / 730 sq ft

 RESTRICTED HEAD HEIGHT  
Limited use area under 1.5m  
0.0sq m / 0.0 sq ft

Disclaimer : Floorplan measurements are approximate and are for illustrative purposes only. While we do not doubt the floorplan accuracy and completeness, you or your advisors should conduct a careful, independent investigation of the property in respect of monetary valuation.