


 GROSS INTERNAL AREA (GIA)
The footprint of the property
58.7 sq m / 631 sq ft

 TOTAL STORAGE SPACE
Storage and wardrobe total area
1.5 sq m / 16 sq ft

 EXTERNAL FEATURES
Garden, Balcony, Terrace, Verandah etc.
55.5 sq m / 597 sq ft

 RESTRICTED HEAD HEIGHT
Limited use area under 1.5m
0.0 sq m / 0.0 sq ft

Disclaimer : Floorplan measurements are approximate and are for illustrative purposes only. While we do not doubt the floorplan accuracy and completeness, you or your advisors should conduct a careful, independent investigation of the property in respect of monetary valuation.