1 Street Elevation
1 : 100

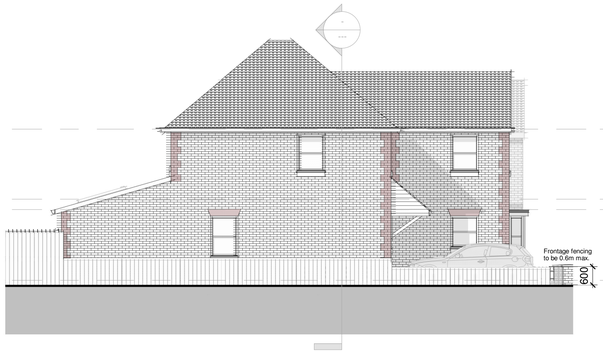

2 North East Elevation
1 : 100

3 Garden Elevation
1 : 100

4 South West Elevation
1 : 100

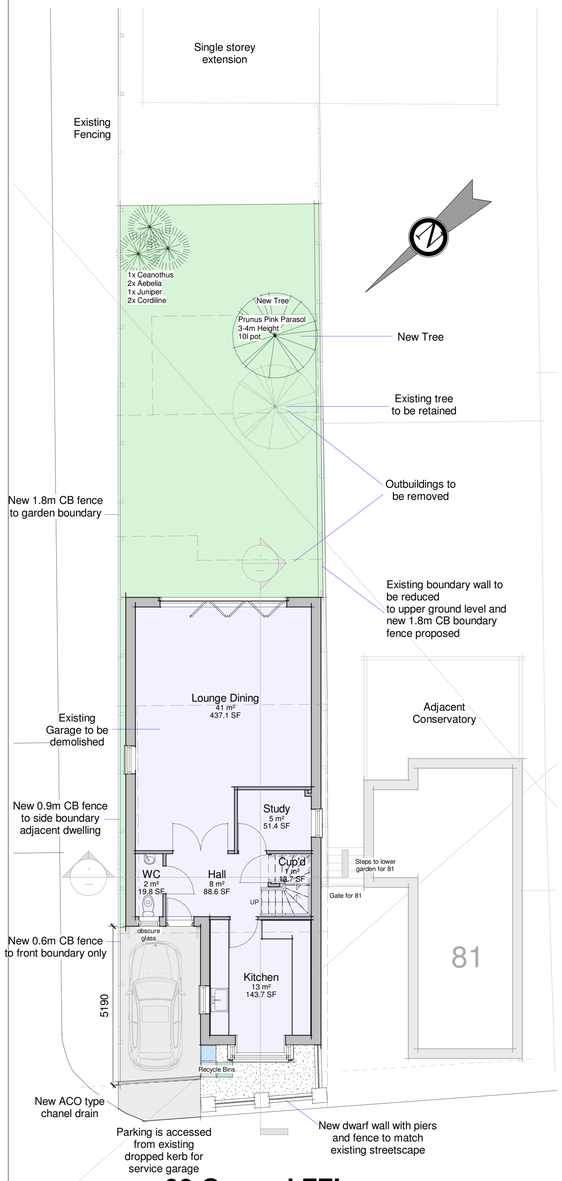

5 00 Ground FFL
1 : 100

7 3D View Street corner

8 3D View Street South

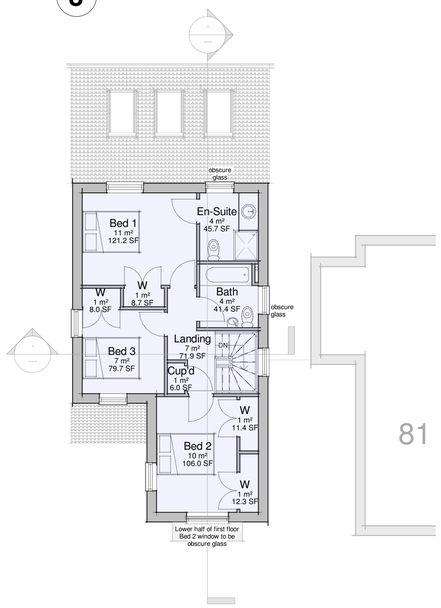

6 01 First FFL
1 : 100

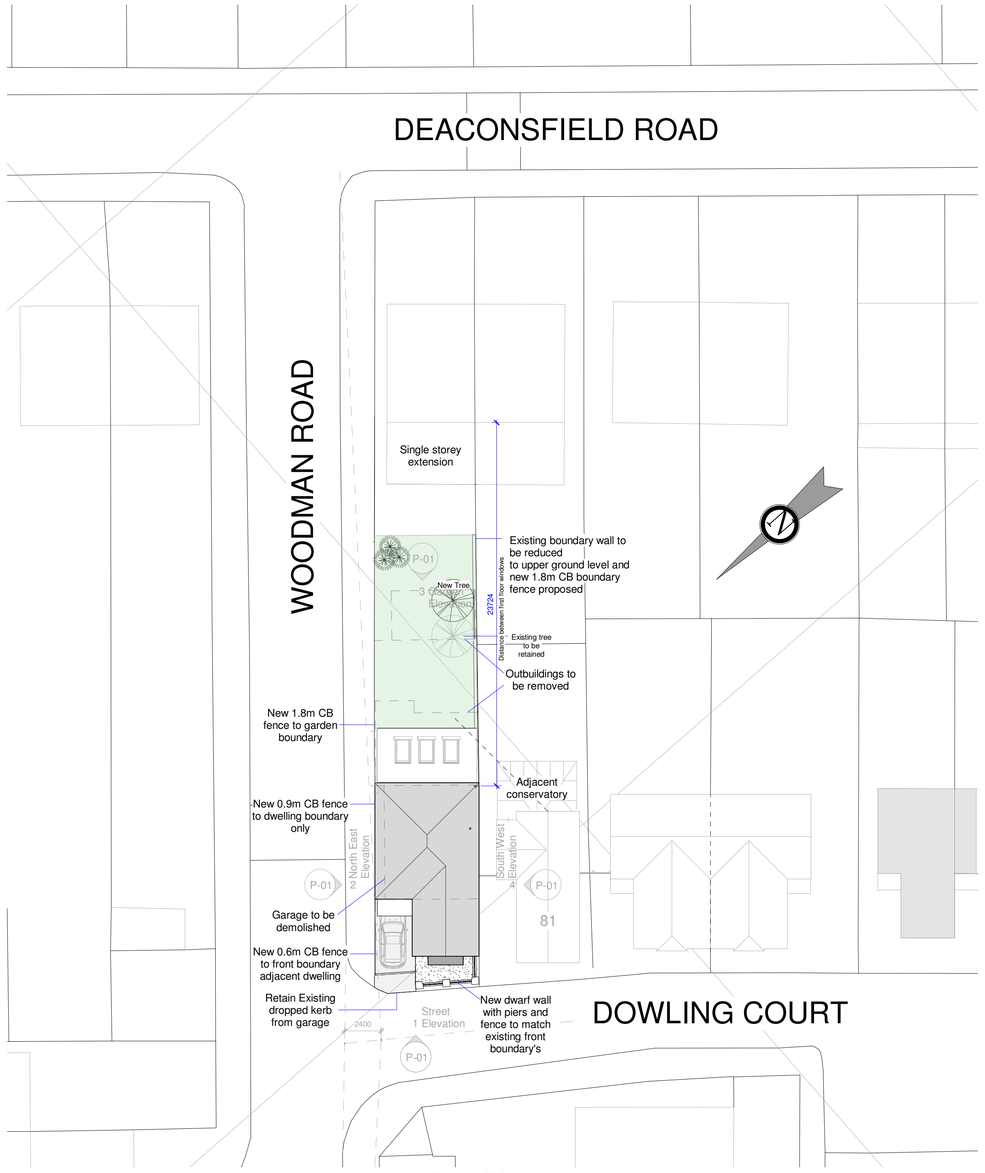

9 Site Plan
1 : 200

Notes

All dimensions to be checked on site.

For drawing scales please refer to scale blocks

All dimensions and levels are to be checked on site prior to commencement of any works.

The contractor is to locate all existing serviced which may be affected by the works and where necessary maintain temporary diversions and protect such existing services.

THIS DRAWING IS THE COPYRIGHT OF FARRIS ASSOCIATES LTD AND MUST NOT BE USED IN CONJUNCTION WITH ANY OTHER PROJECT WITHOUT WRITTEN CONSENT

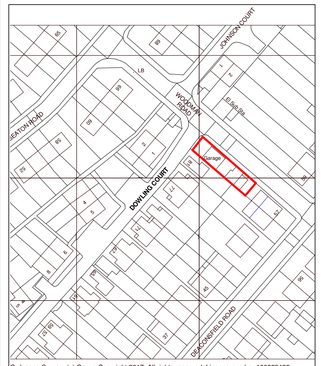

Ordnance Survey, (c) Crown Copyright 2017. All rights reserved. Licence number 100022432

10 Location Plan
1 : 1250

Rev	Description	Date

CODE	SUITABILITY DESCRIPTION
STATUS	PURPOSE OF ISSUE

Farris Associates Ltd
Design, Planning and Building Consulting
T: 01442 390098 E: farris.associates@icloud.com

PROJECT
A&B Motors

TITLE
Proposed Dwelling

CLIENT
PACT Developmemts Ltd

DRAWN BY	CHECKED BY	DATE
RLF	RLF	05/09/2017

SCALE (@ A1)	PROJECT NUMBER
As indicated	1449

DRAWING NUMBER	REV
P-01	G