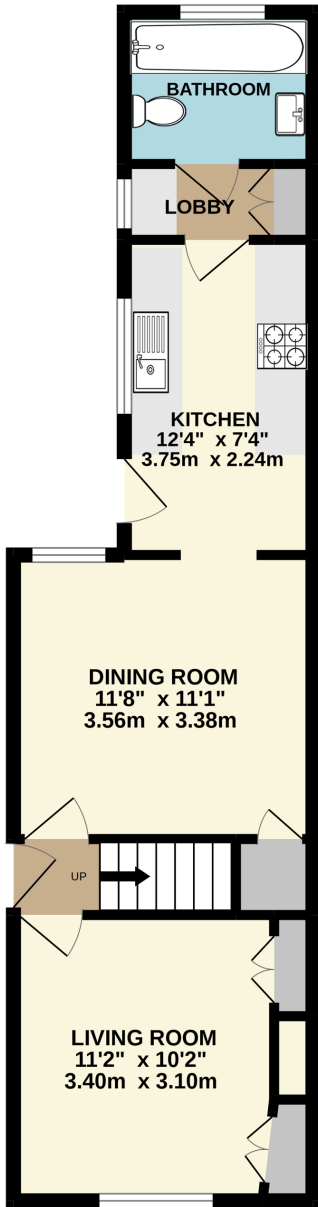
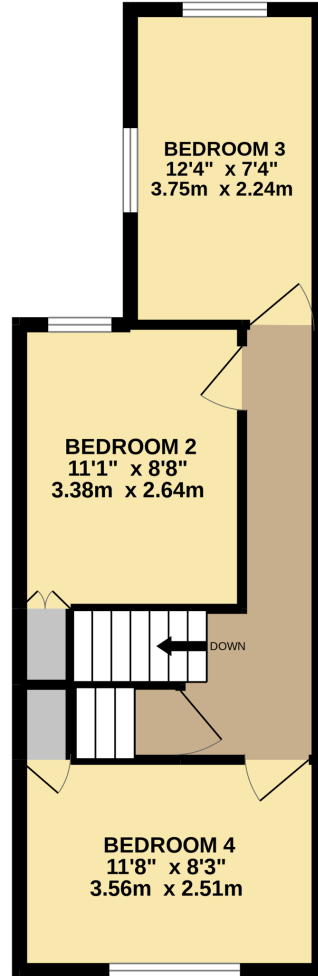


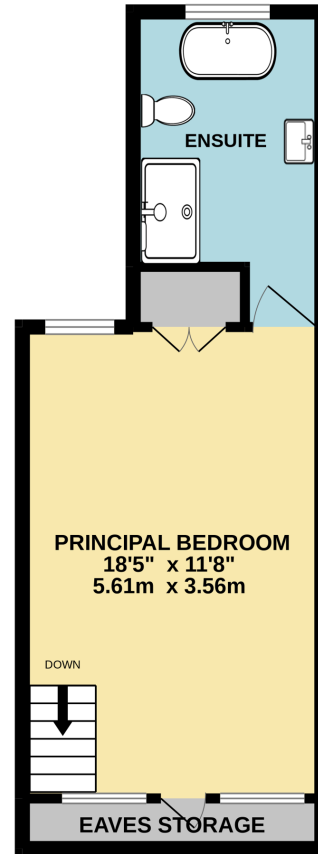
GROUND FLOOR  
450 sq.ft. (41.8 sq.m.) approx.



1ST FLOOR  
385 sq.ft. (35.7 sq.m.) approx.



2ND FLOOR  
328 sq.ft. (30.5 sq.m.) approx.



TOTAL FLOOR AREA : 1163 sq.ft. (108.1 sq.m.) approx.

Whilst every attempt has been made to ensure the accuracy of the floorplan contained here, measurements of doors, windows, rooms and any other items are approximate and no responsibility is taken for any error, omission or mis-statement. This plan is for illustrative purposes only and should be used as such by any prospective purchaser. The services, systems and appliances shown have not been tested and no guarantee as to their operability or efficiency can be given.

Made with Metropix ©2022