

Cuddington Avenue Worcester Park KT4

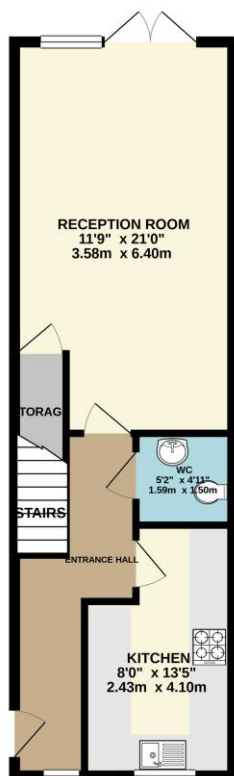


- **Semi-detached**
- **Four Double Bedrooms**
- **Off- Street Parking**
- **Garage**
- **Garden**

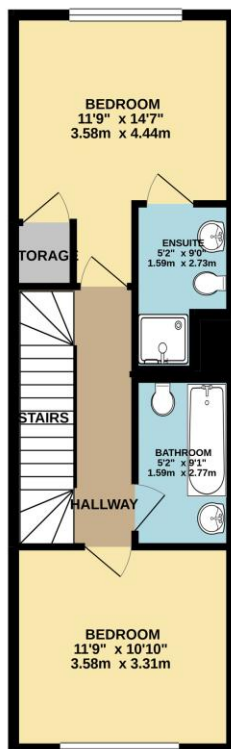
Price £3,300 pcm

A modern and beautifully presented four double bedroom end of terrace house. The spacious property is decorated to a high spec throughout and is offering a fully fitted modern kitchen, downstairs WC and lovely bright living room with a direct access to a well maintained rear garden. In addition, the ground floor is tiled with porcelain tiles and has an under floor heating. The property benefits from double en suite bedroom, three double bedrooms and a family bathroom and is split over two floors. The property is located close to local shops, Stoneleigh station and local schools. The property benefits from off street parking, garage and an option for ADT alarm. Available beginning of September and furnished. EPC rating C. Security Deposit £3,807 (subject to change if a different monthly rent is agreed). Council Tax Band E.

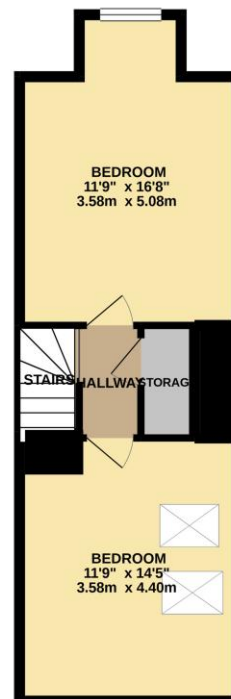
GROUND FLOOR
462 sq. ft. (42.9 sq. m.) approx.



1ST FLOOR
454 sq. ft. (42.2 sq. m.) approx.



2ND FLOOR
397 sq. ft. (36.9 sq. m.) approx.



TOTAL FLOOR AREA: 1313 sq. ft. (122.0 sq. m.) approx.

Whilst every attempt has been made to ensure the accuracy of the floorplan contained here, measurements of doors, windows, rooms and any other items are approximate and no responsibility is taken for any error, omission or mis-statement. This plan is for illustrative purposes only and should be used as such by any prospective purchaser. The services, systems and appliances shown have not been tested and no guarantee as to their operability or efficiency can be given.

Made with Metropix ©2020





