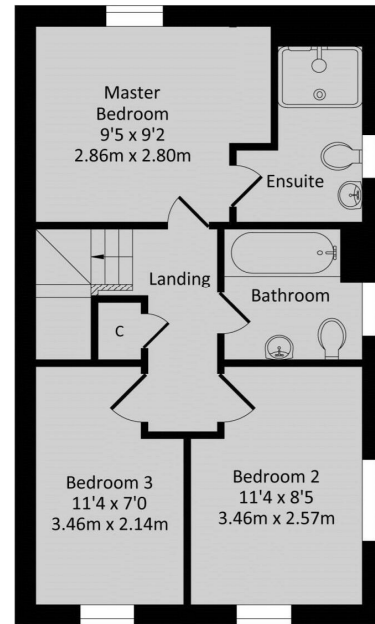
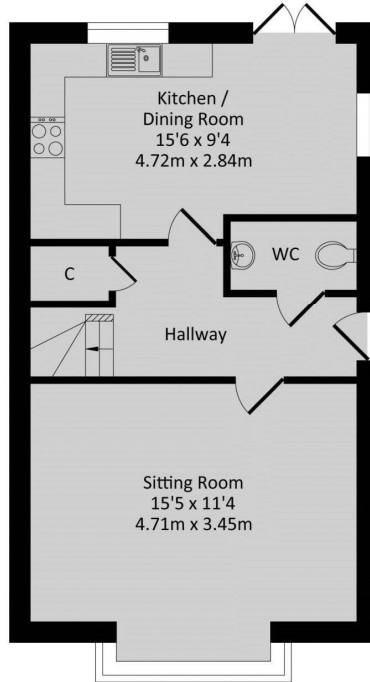
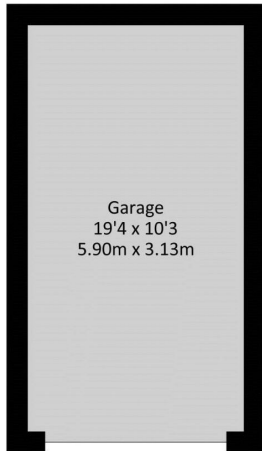


Garage
Approx. Floor
Area 199 Sq.Ft.
(18.50 Sq.M.)

Ground Floor
Approx. Floor
Area 406 Sq.Ft.
(37.80 Sq.M.)

First Floor
Approx. Floor
Area 412 Sq.Ft.
(38.20 Sq.M.)



Total Approx. Floor Area 1017 Sq.Ft. (94.50 Sq.M.)

All items illustrated on this plan are included in the "Total Approx Floor Area"

Whilst every attempt has been made to ensure the accuracy of the floor plan contained here, measurements of doors, windows, rooms and any other items are approximate no responsibility is taken for any error, omission, or misstatement. This plan is for illustrative purposes only and should be used as such by any prospective purchaser. The Services Systems and appliance shown have not been tested and no guarantee as to their operability or efficiency can be given.